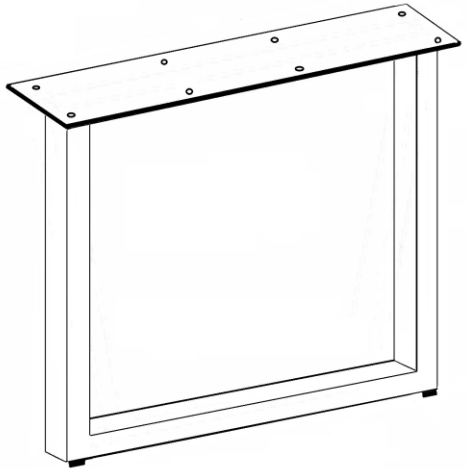
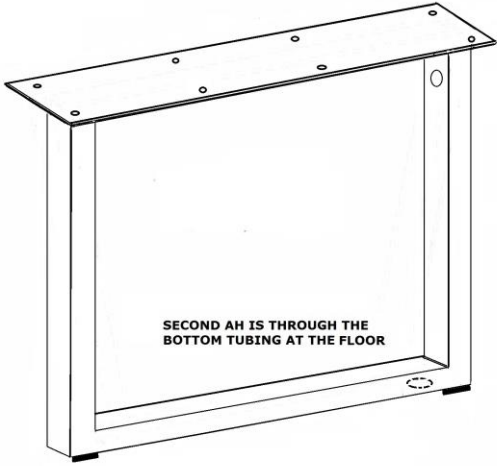
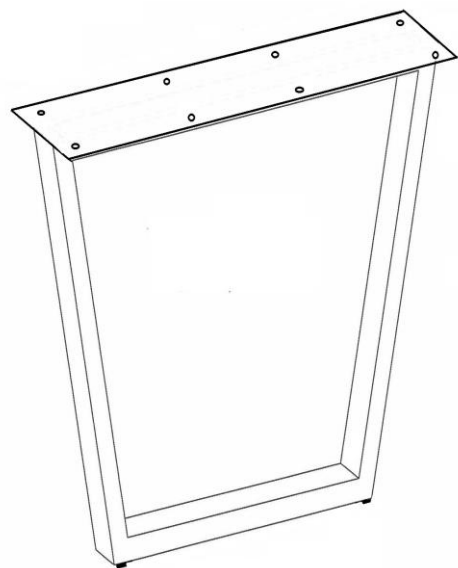


## SPECIFICATIONS FOR LOOP BASE, 1-1/2" x 3" TUBULAR

<b>OPEN END STRAIGHT- OPEN END TAPERED – OPEN FRAME STRAIGHT-OPEN FRAME TAPERED</b>							
<b>FCM-OEB-625-STRAIGHT LOOP BASE</b>		Maximum Top Size	Matte Black Silver or White	Satin Chrome	Polish Chrome	Satin Nickel	Blackened Steel
	<b>Item Number Base Size</b>						
	FCM-OEB-625-18X28H 18" W x 28" H	30" Wide	500	605	700	700	800
	FCM-OEB-625-24X28H 24" W x 28" H	36" Wide	515	635	728	728	820
	FCM-OEB-625-30X28H 30" W x 28" H	42" Wide	548	650	745	740	833
	FCM-OEB-625-36X28H 36" W x 28" H	48" Wide	545	759	788	788	865
	FCM-OEB-625-42X28H 42" W x 28" H	54" Wide	583	769	798	798	885
	FCM-OEB-625-48X28H 48" W x 28" H	60" Wide	620	780	819	819	948
	<b>Heavy granite, dense wood slab, or oversize tops require heavier material and added gussets for correct support</b>						
 <p style="font-size: small; margin-top: 10px;">SECOND AH IS THROUGH THE BOTTOM TUBING AT THE FLOOR</p>	<p>Top plates are flush with length of base unless otherwise requested. Top plates are centered on base but can be offset at your request.</p>						
	<p style="color: red;">Fantasy Creations in Metal Inc. Ph-951.280.0438 Fax~951.280.0458 Metalsdiva@FCMetals.com www.FCMetals.com</p>						

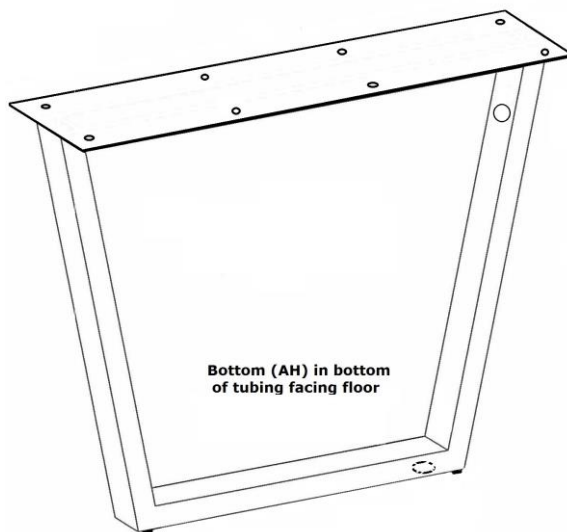
# FCM-OETB-635-TAPERED LOOP BASE



## Item Number Base Size

	Maximum Top Size	Matte Black Silver or White	Satin Chrome	Polish Chrome	Satin Nickel	Blackened Steel
FCM-OETB-635-18/24x28H 18" Bottom x 24" Top x 28H	30" Wide	510	615	710	710	810
FCM-OETB-635-24/30x28H 24" Bottom x 30" Top x 28H	36" Wide	530	645	735	735	830
FCM-OETB-635-30/36x28H 30" Bottom x 36" Top x 28H	42" Wide	568	664	750	750	850
FCM-OETB-635-36/42x28H 36" Bottom x 42" Top x 28H	48" Wide	585	688	779	779	875
FCM-OETB-635-42/48x28H 42" Bottom x 48" Top x 28H	54" Wide	598	780	850	850	898
FCM-OETB-635-48/54x28H 48" Bottom x 54" Top x 28H	60" Wide	650	799	890	890	970

Heavy granite, dense wood slab, or oversize tops  
require heavier material and added gussets for correct support



Our standard taper layout is:  
small dimension at the bottom  
and large dimension at the top  
as shown.

You can have your base taper in the  
opposite direction as shown on the  
following page.



Top plates are flush with length of base unless otherwise requested.  
Top plates are centered on base but can be offset at your request as well.

Holes can be added in top plate as shown above to give you direct access from your top to your base, and we can incorporate an additional box to house your electrical unit or additional items.

\$50.00 add on for hole in top plate/please specify size.

Additional box: quoted based on your size/finish requirement.

Fantasy Creations in Metal Inc.

Ph-951.280.0438 Fax~951.280.0458 Metalsdiva@FCMetals.com www.FCMetals.com

If you choose to taper wider at the bottom, please specify this detail at time of order placement.

Standard material size on this design is 1-1/2" x 3 Rectangular tubing but we can make any size you require.




1-1/2" x 3' Tubing Standard.  
Standard Taper Direction



Custom Size 1" x 2' Tubing  
Custom Taper Direction

### FCM-645-TAPERED LOOP STYLE X BASE



Item Number Base Size	Maximum Top Size	Matte Black Silver or White	Satin Chrome	Polish Chrome	Satin Nickel	Blackened Steel
FCM-OFTB-545-12/18 X 28H 12" Bottom x 18" Top	30"	650	825	899	899	998
FCM-OFTB-545-18/24 X 28H 18" Bottom x 24" Top	36"	690	845	920	920	1038
FCM-OFTB-545-24/30 X 28H 24" Bottom x 30" Top	42"	720	870	960	960	1058
FCM-OFTB-545-30/36 X 28H 30" Bottom x 36" Top	48"	800	899	1025	1025	1088
FCM-OFTB-545-36/42 X 28H 36" Bottom x 42" Top	54"	860	950	1050	1050	1120
FCM-OFTB-545-42/48 X 28H 42" Bottom x 48" Top	60"	900	990	1090	1140	1170

Fantasy Creations in Metal Inc.

Ph-951.280.0438 Fax~951.280.0458 Metalsdiva@FCMetals.com www.FCMetals.com

## FCM LOOP BASE WITH OR WITHOUT ACCESS HOLES: SPECIFICATIONS:

### Standard Height: 28"

Fabrication Lead Time: Powder Coated = 5 weeks. Plated = 6 Weeks.

Our FCM tubular version, open style base is designed as an option to our solid bar base, both for its design detail and to give you hidden cord access area that is not possible on our solid bar version.

**Heavy granite, dense wood slab, or oversize tops require heavier material and added gussets for correct support.  
Please call for additional price on your size requirement.**

When access holes are the option you need, we have strategically hidden the holes as much as possible. With (1) 2" round access (AH) hole on the inside wall only, 1" from the top plate and (1) 2" AH on the bottom side of the tubing at the floor, (facing the floor), so that the outside of your base stays undisturbed and free from holes or cords.

Fabricated out of 1-1/2" x 3 rectangular tubing,  
with crisp details, and highly finished to your specifications.

(2) levelers at bottom on the end base style.

(4) levelers on the X base style

### Open-End Base Height Modifications

Shorter: powder coated or plated, same price.

Taller up to 40.5: powder coated: add-on \$95.00 Plated add-on \$115.00

### Open-X Base Height Modifications

Shorter: powder coated or plated, same price.

Taller up to 40.5: powder coated: add-on \$125.00 Plated add-on \$175.00

### Add-on for Access Hole: \$40.00 per hole. (AH)

Our standard hole size on this base is 2"

### SPECIAL NOTE:

Polish and Satin Chrome may leave minimal 'shadowing' on inside corners due to plating anomalies.

Nickel does not leave this 'shadowing'.

Additional Sizes and Modifications are available for your heavy granite, marble or thicker, dense wood slab tops, heavier material will be used on any of these base designs Please call for quote.

Please specify finish when placing order:

Matte Black (MB). Silver (SV). White (WH). Satin Chrome (SC) Polish Chrome (PC)

Satin Nickel (SN) Blackened Steel (BS)

Additional Sizes and Finishes are available. Quantity discounts are available.

Updated 10/15/19

Fantasy Creations in Metal Inc. Ph-951.280.0438 Fax~951.280.0458 Metalsdiva@FCMetals.com www.FCMetals.com